



Mechanical Fixture Kits

6TL range of mechanical Test Fixtures

A linear cassette adapter combining the advantages of a linear movement with easy, fast and low-cost changeover from one product to another.


Housing available as standalone solution or prepared for a VPC (S6,G12 & G12X) or MACPanel (Titan HZ) Mass Interconnect ITA.

The 6TL-01, 6TL-02 and 6TL-03 are flexible linear cassette adapters, with a solid hinged top plate on an ergonomically shaped rugged housing.


The reliability and accuracy of the contact between the test pad on the UUT, (Unit Under Test) and the test probes in a test fixture is mainly determined by the mechanical construction used to bring the two together. In the 6TL Test adapter the newly designed linear push down mechanism is therefore designed using solid, hard anodized, aluminium parts. The key guidance block has been redesigned and guarantees a smooth and accurate movement.

By means of ball bearings and a specially designed sliding bus we constructed a linear system with an accurate linear movement of 12mm. This allows PCB's to be contacted from the top and bottom simultaneously. The wide base housing provides enough space for easy access to the wiring, additional electronics or mechanics. The back side and bottom side of the housing are easy removable and can be adapted to different test system interfaces, custom configurable cable or connector interfaces, professional Mass Interconnect interfaces from VPC (S6, G12 and G12X) or MAC Panel (Titan HZ) as well as solutions for most In-Circuit Test systems. The ESD safe cassette and Pusher Plate are easy removable and have a large usable working surface, depending on the model. An internal Mass Interconnect interface between the exchangeable cassette and de base unit are available as an option, see specification table on page 2.


- Solid construction guarantees a smooth and reliable operation, for the entire kit.
- Modular approach removable aluminium back and bottom plate for integration and easy rework.
- Easy exchangeable cassette system with optional Mass Interconnect ITA interface System (Only 6TL-02 & 03).
- ESD, easy to replace, Perspex pusher plate as part of each Cassette including pushers and PCB supports.
- Linear push down unit with 12mm linear stroke.
- Ergonomic design with gas strut support for easy opening.
- One hand operation, "close and test".
- Optional switch-probe for auto-start and PCB detection.
- Maximum number of test probes: +/- 900 (2000N).
- Optional Top-Probing possible.
- Optional mechanical Side-Probing possible.




6TL-01



6TL-02



6TL-03




Options only available for the 6TL-02 and 03

- Optional internal Icon Mass Interconnect interface with up to 640 signal points or a mix with Power and/or coax.
- Optional "Smart Fixture Support" integration of 6TL YAVPacks or YAVBoards inside the 6TL-02 and 03 models.

		6TL Model	P/N Kit	P/N Cassete	Overall Kit dimensions (WxDxH1xH2)	PCB Height	PCB Dim (WxD)	Linear movement	Cassette interface	Optional VPC Interface on the back of the base kit
01		6TL01	H7200670S	H7200670K	245x400x50x140mm	max 60mm	114x197mm	12mm	No	i1, i2, Icon
		6TL02	H7200671S	H7200671K	470x490x100x170mm	max 60mm	337x250mm	12mm	No	i1, i2, Icon, S6, G12, G12X
02		6TL02-ICO	H7200673S	H7200673K	470x490x100x170mm	max 60mm	337x225mm	12mm	Yes, for max 4 Icon Modules	i1, i2, Icon, S6, G12, G12X
		6TL02-VP4	H7200674S	H7200674K	470x640x100x192mm	max 60mm	337x225mm	12mm	Yes, for max 4, 90 series Modules	i1, i2, Icon, S6, G12, G12X
03		6TL03	H7200672S	H7200672K	750x490x100x170mm	max 60mm	580x225mm	12mm	No	i1, i2, Icon, S6, G12, G12X
		6TL03-ICO	H7200675S	H7200675K	750x490x100x170mm	max 60mm	580x225mm	12mm	Yes, for max 4 Icon Modules	i1, i2, Icon, S6, G12, G12X
		6TL03-VP6	H7200677S	H7200677K	750x490x100x170mm	max 60mm	580x225mm	12mm	Yes, for max 6, 90 series Modules	i1, i2, Icon, S6, G12, G12X
		6TL03-VP4	H7200676S	H7200676K	750x490x100x170mm	max 60mm	580x225mm	12mm	Yes, for max 4, 90 series Modules	i1, i2, Icon, S6, G12, G12X

More information on www.6tlengeering.com
Or Mail to info@6tlengeering.com





Romex BV,
Remmerden 5,
3911 TZ, Rhenen, (NL)

Phone: +31-(0)317398787
Fax: +31-(0)317398780
Mail: info@romex.nl
Web: www.romex.nl
T&M Web: www.testprobes.nl